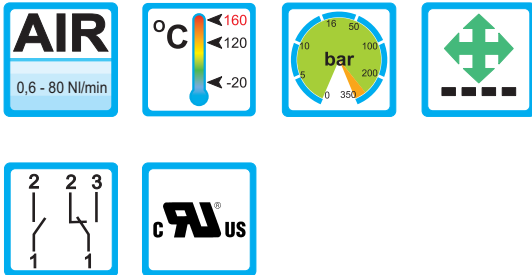


Flow Monitor

RVM/U-L4



Range of Applications

Operation

- Float measuring principle

Application

- Mechanical engineering
- Medicine technology
- Pharma industry
- Chemical industry
- Research and development
- Cooling systems and cooling circuits

Features

- Universal orientation
- High reliability
- High switch accuracy
- Infinitely variable switchpoint adjustment through user
- High pressure resistance
- Threaded connection, special threads on request

Installation hints

- The operating instructions for RVM/U-L must be observed!
- Download: www.meister-flow.com

Operating Data

Operating pressure max.	300 bar (Brass) 350 bar (Stainless Steel)
Pressure drop	0,02 - 0,2 bar
Maximum temperature	120 °C (optional 160 °C)
Accuracy	±10 % of full scale

Measuring Ranges

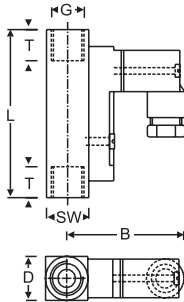
Type	Switch range for Air at 1 bar abs. and 20 °C ⁽¹⁾		
	[NI/min]	[SCFH]	[SCFM]
RVM/U-L40002	0,6 - 2,2	1,3 - 4,7	
RVM/U-L40006	1,7 - 6	3,5 - 12,7	
RVM/U-L40008	2,5 - 8	5,3 - 17,0	
RVM/U-L40012	3 - 12	6,5 - 25,5	
RVM/U-4/06L	3 - 22	6,0 - 47,0	
RVM/U-L40024	7 - 24	15,0 - 51,0	
RVM/U-L40034	12 - 34	25,0 - 72,0	
RVM/U-4/2L	16 - 56	34,0 - 119,0	
RVM/U-4/3L	20 - 80	42,0 - 170,0	

⁽¹⁾ The specified data are switch-off points, other switch ranges on request.



Technical Data

Mechanical drawing



Electrical Data

Change over ⁽²⁾ 200V • 1A • 20VA

Normally open 200V • 1A • 20VA

Change over M 12x1 (-20 °C - 85 °C) 125V • 1A • 20VA

Normally open M 12x1 (-20 °C - 85 °C) 125V • 1A • 20VA

Ingress Protection:

IP65: plug connection DIN 43650 Form C or plug connection M 12x1

IP67: 1 m sealed in cable

Output Signal

The contact opens / changes when the flow decreases below the set point.

Power supply

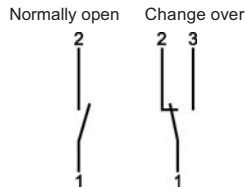
Not required (potentialfree reed contacts)

Plug types

Other plug types or cable lengths on request

⁽²⁾ Only with plug connection

Connection diagram



Summary of types

Type:	Overall dimensions [mm]							Weight (approx.) [g]
	SW	D	B	G	DN	T	L	
RVM/U-L40002								
RVM/U-L40006								
RVM/U-L40008								
RVM/U-L40012								
RVM/U-4/06L	17	17	47	1/4"	8	10	65	140
RVM/U-L40024								
RVM/U-L40034								
RVM/U-4/2L								
RVM/U-4/3L								

Material

Brass version

Wetted parts:

Spring: 1.4571
Magnets: Hard ferrite
Housing: Brass nickel-plated

All other wetted parts: Brass

Stainless steel version

Wetted parts:

Spring: 1.4571
Magnets: Hard ferrite
Housing: 1.4571

All other wetted parts: 1.4571

RVM/U-L 4 2 0009 07-09 E M

