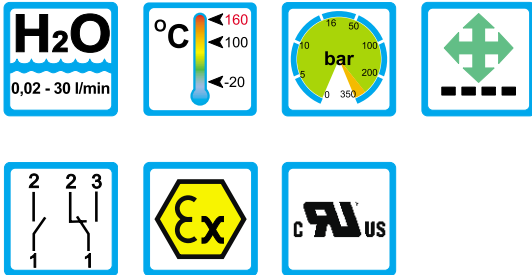


# Flow Monitor

## RVM/U-2



### Range of Application

#### Operation

- Float measuring principle

#### Application

- Mechanical engineering
- Medicine technology
- Pharma industry
- Chemical industry
- Research and development
- Cooling systems and cooling circuits

#### Features

- Universal orientation
- High reliability
- High switch accuracy
- Infinitely variable switchpoint adjustment through user
- EX-version to ATEX available
- High pressure resistance
- Threaded connection, special threads on request

#### Installation hints

- The operating instructions for RVM/U must be observed!
- Download: [www.meister-flow.com](http://www.meister-flow.com)

### Operating Data

Operating pressure max.	300 bar (Brass) 350 bar (Stainless Steel)
Pressure drop	0,02 - 0,3 bar
Maximum temperature	100 °C (optional 160 °C)
Accuracy	±10 % of full scale

### Measuring Ranges

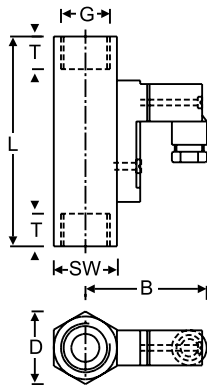
Type	Flow ranges for H <sub>2</sub> O at 20 °C <sup>(1)</sup>		
	[l/min]	[gph]	[gpm]
RVM/U-2/02	0,02 - 0,2	0,3 - 3,35	
RVM/U-2/06	0,2 - 0,6	3,2 - 9,5	
RVM/U-2/1	0,4 - 1,8	6,5 - 28,5	
RVM/U-2/3	0,8 - 3,2	13,0 - 51,0	
RVM/U-2/7	2 - 7	32,0 - 111,0	
RVM/U-2/13	3 - 13	48,0 - 205,0	
RVM/U-2/20	4 - 20	65,0 - 315,0	
RVM/U-2/30	8 - 30	130,0 - 480,0	

<sup>(1)</sup> The specified data are switch-off points other switch ranges on request.



# Technical Data

## Mechanical drawing



## Electrical Data

**Change over** <sup>(3)</sup> 250V • 1,5A • 50VA <sup>(2)</sup>

**Normally open** 230V • 3A • 60VA

**ATEX II 2 G Ex mb II T6 & ATEX II 2 D Ex tD A21 IP67 T80 °C**

**ATEX II 2 G Ex mb II T5 & ATEX II 2 D Ex tD A21 IP67 T100 °C**

**Change over** 250V • 1A • 30VA

**Normally open** 250V • 2A • 60VA

**Change over M 12x1 (-20 °C - 85 °C)** 125V • 1,5A • 50VA <sup>(2)</sup>

**Normally open M 12x1 (-20 °C - 85 °C)** 125V • 3A • 60VA

**Change over SPS** <sup>(3)</sup> 250V • 1A • 60VA

### Ingress Protection:

IP65: plug connection DIN 43650 Form C or plug connection M 12x1

IP67: 1 m sealed in cable, (with EEx-version 2 m)

### Output Signal

The contact opens / changes when the flow decreases below the set point.

### Power supply

Not required (potentialfree reed contacts)

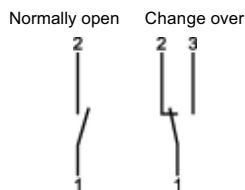
### Plug types

Other plug types or cable lengths on request

<sup>(2)</sup> Minimum load 3 VA

<sup>(3)</sup> Only with plug connection

## Connection diagram



## Summary of types

Type:	Overall dimensions [mm]							Weight (approx.) [g]
	SW	D	B	G	DN	T	L	
RVM/U-2/02								
RVM/U-2/06								
RVM/U-2/1								
RVM/U-2/3								
RVM/U-2/7	27	31	52	1/2"	15	14	90	350
RVM/U-2/13								
RVM/U-2/20								
RVM/U-2/30								

## Material

### Brass version

#### Wetted parts:

Spring: 1.4571  
Magnets: Hard ferrite  
Housing: Brass nickel-plated

All other wetted parts

Brass

### Stainless steel version

#### Wetted parts:

Spring: 1.4571  
Magnets: Hard ferrite  
Housing: 1.4571

All other wetted parts

1.4571

RVM/U-2 0009 06-09 E.M

